

TARGET 1.1

1 NO
POVERTY



ERADICATE EXTREME POVERTY

Challenge

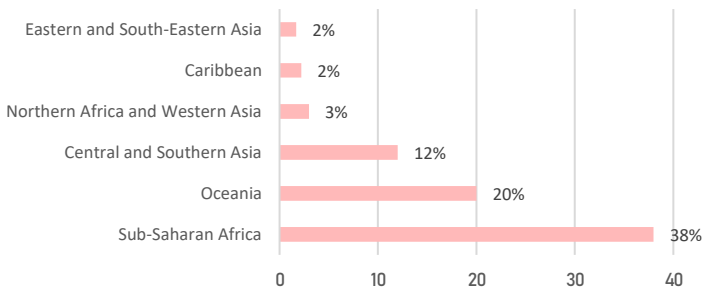
The global poverty rate has been halved since the year 2000. Yet, intensified efforts are required to boost the incomes, alleviate the suffering and build the resilience of the 783 million individuals still living in extreme poverty.

Need

Those living in extreme poverty need inclusive and sustainable growth to escape it and keep moving forward.

Data

Proportion of people living below \$1.90 a day (%), 2018, selected regions.



Source: UN SDG Report. 2019

TARGET 2 · 1

2 ZERO HUNGER



END HUNGER AND
ENSURE FOOD ACCESS

Challenge

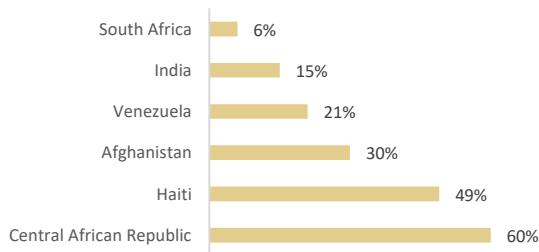
In the past 20 years, hunger has been reduced by almost half. But hunger, food insecurity and malnutrition should be ended once and for all.

Need

To reduce hunger and malnutrition, sustainable agriculture and aquaculture is needed. This includes small-scale farmers, as well as efficient food production and conservation technologies.

Data

Prevalence of undernourishment (% of population), 2016-2018, selected countries.



Source: FAO, The State of Food Security and Nutrition in the World. 2019

TARGET 2 · 3

2 ZERO HUNGER



DOUBLE THE PRODUCTIVITY
AND INCOMES
OF SMALL-SCALE FOOD
PRODUCERS

Challenge

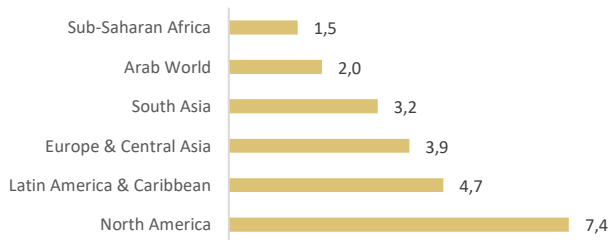
Low agricultural productivity and poor market connectivity remains a barrier to sustainable development in developing countries and is one of the main reasons for the rise in the number of people affected by hunger (821 million people in 2017).

Need

We need to engage in international cooperation, diffuse new agricultural technologies and equipment, as well as develop adequate infrastructure to aid small-scale food producers.

Data

Cereal yield (ton per hectare), 2017, selected regions.



Source: World Bank: FAO, electronic files and web site

TARGET 2 · 4

2 ZERO HUNGER



SUSTAINABLE FOOD
PRODUCTION

Challenge

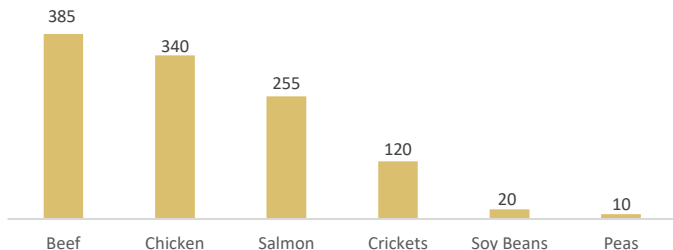
Our current food production systems are unsustainable. They account for 20% of total greenhouse gas emissions and is a cause for land and soil degradation affecting the livelihoods of more than 1.5 billion people worldwide. The dramatic increase in energy consumption, fertilizer, and herbicides as well as animal feed, water, and long-distance transportation are all components of the problem.

Need

We need to find ways to make food production more sustainable while being able to feed a growing world population.

Data

Fossil energy input per kg protein output by source (MJ), 2016, Worldwide.



Source: Lux Research, Statista estimates. 2016

TARGET 3 · 2

3 GOOD HEALTH
AND WELL-BEING



END PREVENTABLE DEATHS
AND DEATHS
OF NEW-BORNS AND
CHILDREN

Challenge

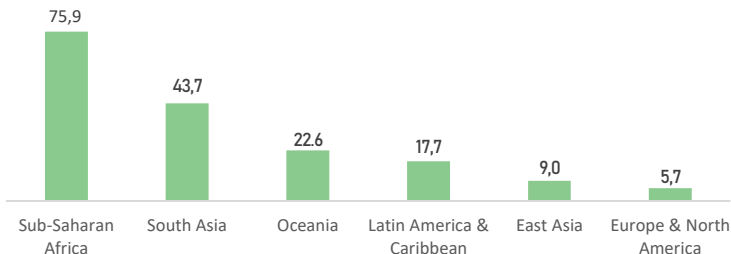
Over the past 15 years, the number of childhood deaths has been almost halved, and major progress has been made in increasing life expectancy. However, 6 million children still die every year before their fifth birthday and millions are still suffering needlessly from preventable and curable diseases. This unnecessary suffering should end.

Need

Progress must be accelerated through research and development for preventing and treating illnesses and by making health care more accessible.

Data

Under-five years mortality rate (deaths per 1,000 live births), 2017, selected regions.



Source: UN SDG Progress Report 2019, Special Edition, Statistical Annex

TARGET 3 · 4

3 GOOD HEALTH
AND WELL-BEING



REDUCE MORTALITY FROM
NON-COMMUNICABLE
DISEASES

Challenge

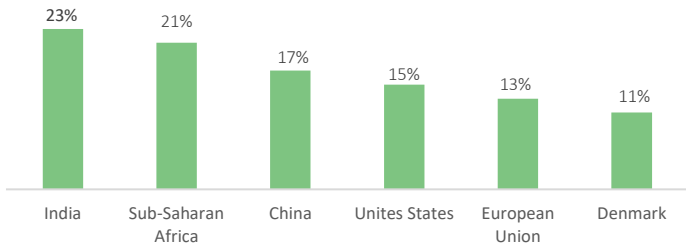
There has been an unprecedented increase in people dying from diabetes, cardiovascular (CVD) and chronic lung diseases and cancer in recent years (so called non-communicable diseases). On a global level, non-communicable diseases were responsible for 68% of all deaths under age 70 in 2012 – up from 60% in 2000. These diseases are related to unhealthy lifestyles such as physical inactivity, unhealthy diets, tobacco use, and alcohol consumption.

Need

We need to rethink how we reduce, prevent and treat these diseases as well as the behaviours that cause them.

Data

Mortality from CVD, cancer, diabetes or CRD (% of 30-year-old people who would die before their 70th birthday from CVD, cancer, diabetes, or chronic respiratory disease), 2016, selected countries and regions.



Source: World Bank: WHO, Global Health Observatory Data Repository

TARGET 3 · 5

3 GOOD HEALTH AND WELL-BEING



PREVENT AND TREAT
SUBSTANCE ABUSE

Challenge

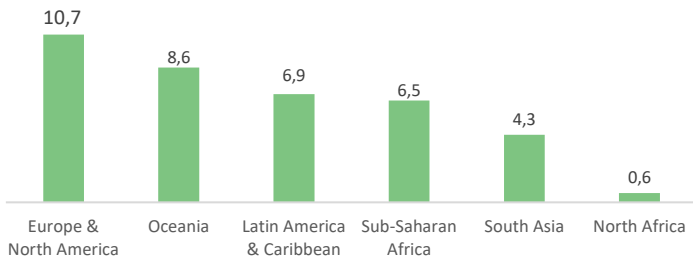
Drug and alcohol abuse has extensive negative consequences for an individual's health, wellbeing and social responsibilities (family, friends, etc.). Globally, the harmful use of alcohol results in 3.3 million deaths each year, and the number of deaths directly caused by drug abuse increased by 60% - from 105,000 deaths in 2000 to 168,000 deaths in 2015.

Need

Through prevention and treatment of substance abuse, including drug addiction and harmful use of alcohol, we can reduce the number of deaths caused by addictions.

Data

Alcohol consumption per capita (litres of pure alcohol), 2016, selected regions.



Source: UN SDG Progress Report 2019, Special Edition, Statistical Annex

TARGET 3 · 6

3 GOOD HEALTH
AND WELL-BEING



REDUCE ROAD INJURIES AND
DEATHS

Challenge

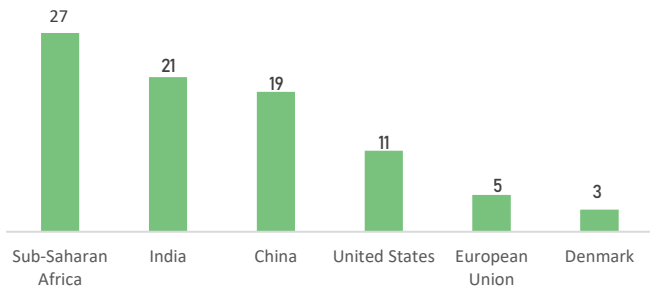
According to the world health organization, road traffic injuries cause an estimated 1.3 million deaths worldwide each year. That is one person killed every 25 seconds.

Need

An important cause of accidents is lack of attention. Rethinking our transport policies and systems with increased focus on road safety and protection of the vulnerable road users, such as pedestrians, cyclists, and motorcyclists, and technology advancements can reduce the number of casualties in traffic.

Data

Mortality caused by road traffic injury (per 100,000 people), 2016, selected countries and regions.



Source: World Bank: WHO, Global Status Report on Road Safety 2018

TARGET 3 · 8

3 GOOD HEALTH
AND WELL-BEING



ACHIEVE UNIVERSAL HEALTH
COVERAGE

Challenge

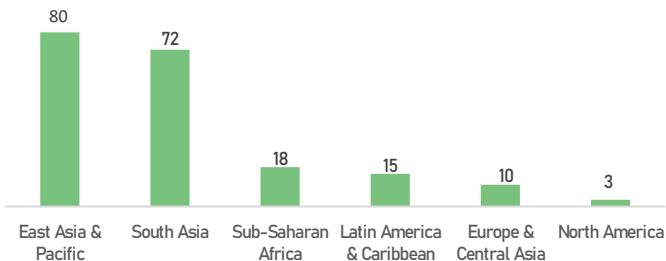
Some developed countries have free health care systems, yet globally more than 2 billion people lack access to essential and affordable medicines and medical help causing suffering and premature deaths.

Need

Telemedicine, supporting and flexible microfinance, and policy schemes – amongst others – can narrow the gap between diseases and the needed medical help.

Data

Number of people (in millions) spending more than 25% of household consumption or income on out-of-pocket health care expenditure, 2015, selected regions.



Source: WHO and World Bank. Global Monitoring Report on Financial Protection in Health 2019

TARGET 4 · 4

4 QUALITY
EDUCATION



RELEVANT EDUCATION,
SKILLS AND TRAINING

Challenge

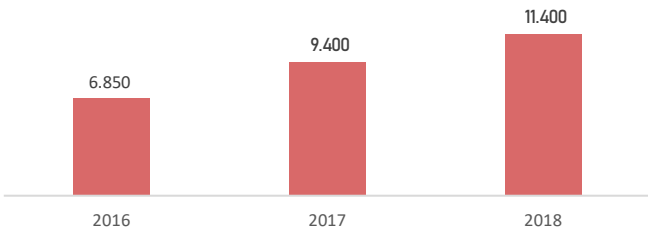
Access to quality education is the key to personal and professional growth and opens a world of opportunities. Since 2000, enormous progress has been made in achieving the target of universal primary education. Nine out of ten children go to school in developing regions, and the global number of out-of-school children has dropped by almost half. Yet, millions still lack access to quality education, skills, and/or the training needed to find employment, decent jobs or to enter entrepreneurship.

Need

We need to unlock people's potential by rethinking learning and collaboration across businesses, governments, educators and other actors.

Data

Number of online courses (MOOCs) offered globally.



Source: Class Central MOOC Report. 2018

TARGET 5 · 1

5 GENDER
EQUALITY



END DISCRIMINATION
AGAINST WOMEN AND GIRLS

Challenge

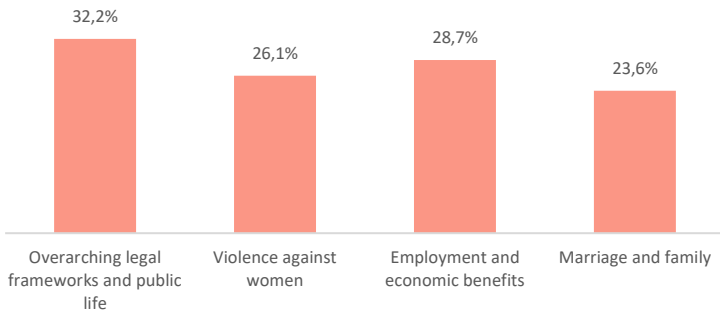
Many more girls are in school now compared to the year 2000 and most regions have reached gender parity in primary education. Further, women have greater opportunities than ever before in many countries. However, gender inequality persists in most parts of the world and by denying women equal rights, we deny half the world's population a chance to live life at its fullest.

Need

We need to think of ways to empower women, so they can obtain the same rights and opportunities as men.

Data

Percentages of countries without legal frameworks that promote, enforce and monitor gender equality (%), 2018.



Source: UN SDG Progress Report 2019, Special Edition, Statistical Annex

TARGET 5 · 2

5 GENDER
EQUALITY



END ALL VIOLENCE AGAINST
AND EXPLOITATION OF
WOMEN AND GIRLS

Challenge

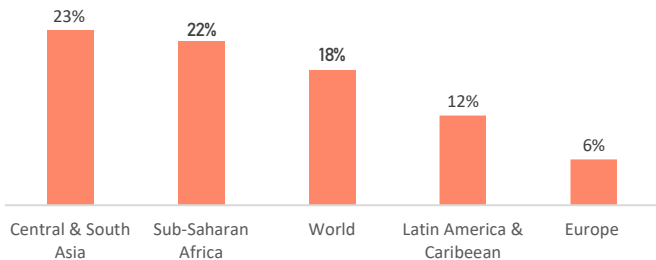
It is estimated that 35% of women worldwide have experienced either physical and/or sexual intimate partner violence or sexual violence by a non-partner at some point in their lives. Other national studies show that up to 70% of women have experienced physical and/or sexual violence from an intimate partner in their lifetime.

Need

We need to address this problem openly and eliminate all forms of violence against all women and girls in public and private spheres.

Data

Proportion of ever-partnered women and girls aged 15-49 subjected to physical and/or sexual violence by a current or former intimate partner in the previous 12 months (%), 2017, selected regions.



Source: UN SDG Progress Report 2019, Special Edition, Statistical Annex

TARGET 5 · 4

5 GENDER
EQUALITY



SHARE DOMESTIC
RESPONSIBILITIES

Challenge

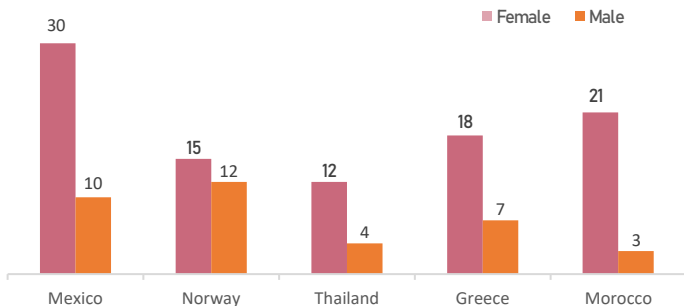
Family duties and formation is just as much the responsibility of men as it is for women, yet in many societies it is still seen as a job for women, thus obstructing their right to choose freely. This is the case for much unpaid work, including housekeeping tasks, maternity leave, and overall responsibility for children's upbringing.

Need

We need to recognize and value care and domestic work through the provision of public services, infrastructure and social protection policies and the promotion of shared responsibility within the household.

Data

Proportion of time spent on unpaid domestic and care work (% of 24 hour day), 2011-2015, selected countries.



Source: World Bank: National statistical offices or national database and publications compiled by United Nations Statistics Division

TARGET 5 · 5

5 GENDER
EQUALITY



ENSURE FULL PARTICIPATION
IN
LEADERSHIP AND DECISION-
MAKING

Challenge

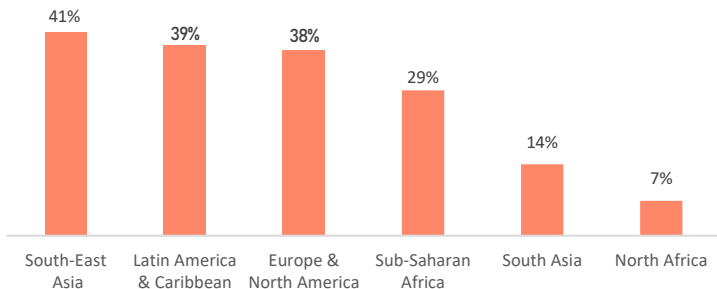
Men generally continue to hold the world's most powerful positions. In the majority of the 67 countries with data from 2009 to 2015, fewer than one third of senior- and middle-management positions were held by women. In Denmark, for example, the share of women in leadership positions was 27% in 2010. This increased to 29% six years later in 2016, suggesting almost no convergence during the time period.

Need

We need to find ways of accelerating the change needed to ensure a higher rate of women in leadership across all sectors.

Data

Proportion of managerial positions held by women (%), 2018, selected regions.



Source: UN SDG Progress Report 2019, Special Edition, Statistical Annex

TARGET 6 · 2

6 CLEAN WATER
AND SANITATION



CLEAN DRINKING WATER
AND SANITATION

Challenge

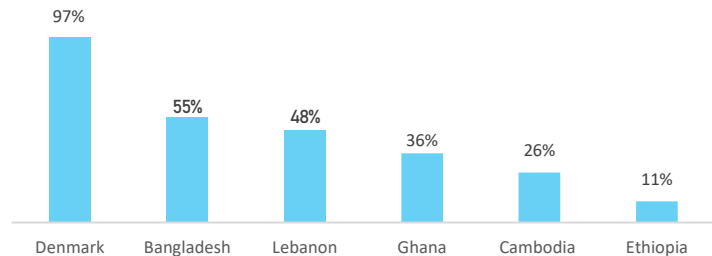
Access to clean water and efficient sanitation is essential to human health, environmental sustainability and economic prosperity. Significant progress has been made, but globally, 3 in 10 still lack access to safely managed drinking water and 6 in 10 lack access to safely managed sanitation facilities. An associated 1.8 million deaths occur each year.

Need

This can be changed by investing in innovative and adequate infrastructure, water treatment and sanitation technologies, as well as education in hygiene practices.

Data

People using safely managed drinking water services (% of population), 2017, selected countries.



Source: WHO/UNICEF Joint Monitoring Programme for Water Supply, Sanitation and Hygiene

TARGET 6 · 2

TARGET 6 · 3

6 CLEAN WATER AND SANITATION



IMPROVE WATER QUALITY,
WASTEWATER TREATMENT
AND SAFE REUSE

Challenge

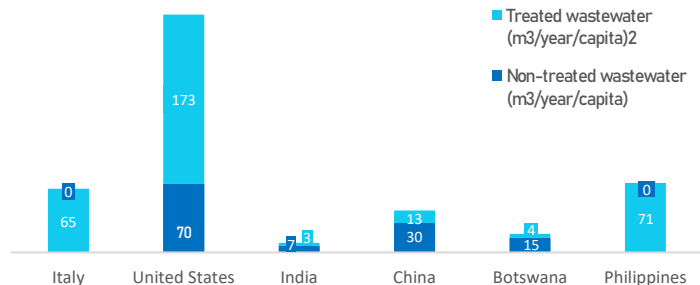
80% of total wastewater from human activity is discharged directly into rivers or sea without any cleaning process, resulting in significant marine pollution, sickness and a high number of deaths every year.

Need

We need to leverage existing skills and knowledge on wastewater infrastructure and technology as well as ensure policy regulation to ensure clean water for all.

Data

Wastewater generation per capita, 2013, selected countries.



Source: UN University Institute for Water, Environment and Health.

TARGET 6 · 4

6 CLEAN WATER
AND SANITATION



INCREASE WATER-USE
EFFICIENCY

Challenge

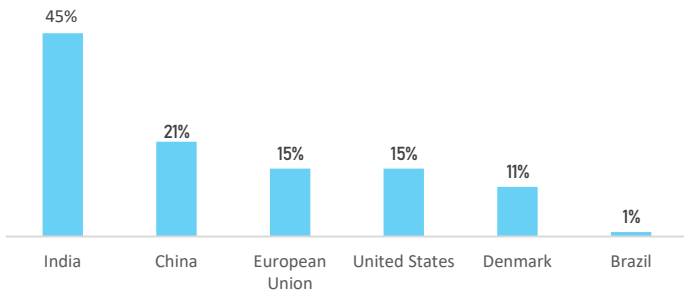
Water – whether the increase in the demand of it, the pollution of it, or the lack of it – is going to be one of the main urban challenges of the 21st century. In fact, global water demand is projected to increase by 55% between 2000 and 2050, and every second individual will be affected by water scarcity in 2050.

Need

We need to rethink how we interact with water in all instances to address the complex social, physical and cultural challenges related to it to ensure its preservation, cleaning and reuse.

Data

Annual freshwater withdrawals (% of internal resources), 2014, selected countries and regions.



Source: World Bank: FAO, AQUASTAT data

TARGET 7 · 1

7 AFFORDABLE AND
CLEAN ENERGY



ACCESS TO ELECTRICITY

Challenge

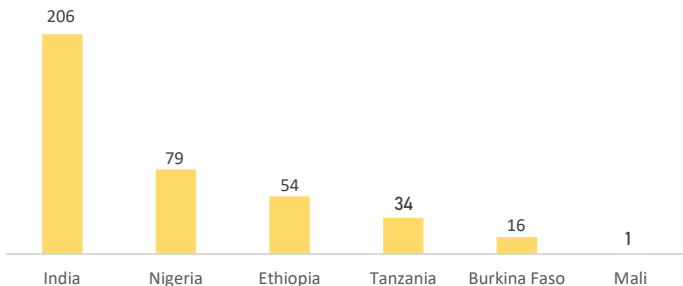
Between 1990 and 2010, the number of people with access to electricity increased by 1.7 billion. That's progress to be proud of, though 1 in 7 people remain in the dark. Our current reliance on fossil fuels is furthermore unsustainable and one of the largest threats to our own survival.

Need

We need to become more energy-efficient, invest in clean energy production such as solar and wind, develop new innovative on and off grid solutions as well as ensure a more efficient distribution to the benefit of both people and planet.

Data

People without access to electricity (million), 2017, selected countries.



Source: World Bank, Sustainable Energy for All (SE4ALL), SE4ALL Global Tracking Framework

TARGET 7 · 2

7 AFFORDABLE AND
CLEAN ENERGY



INCREASE GLOBAL
PERCENTAGE
OF RENEWABLE ENERGY

Challenge

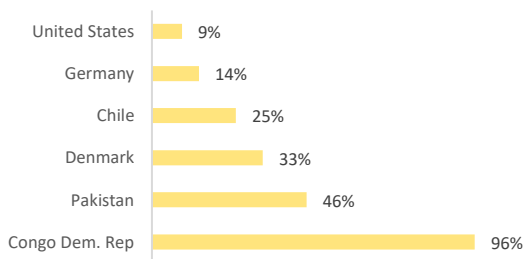
Renewable energy sources such as wave, solar and wind power still make up a relatively small share of energy consumption, despite their rapid growth in recent years. The challenge is to increase the share of renewable energy in the industrial and transportation sectors, which together account for 80 per cent of global energy consumption.

Need

We need to accelerate innovate technologies, regulation, as well as action from the private sector operating within conducive framework conditions.

Data

Renewable energy consumption (% of total energy consumption), 2015, selected countries.



Source: World Bank, Sustainable Energy for All (SE4ALL) database from the SE4ALL Global Tracking Framework

TARGET 7.3 & 7.A

7 AFFORDABLE AND
CLEAN ENERGY



ADOPTION OF EFFICIENT
AND CLEAN ENERGY

Challenge

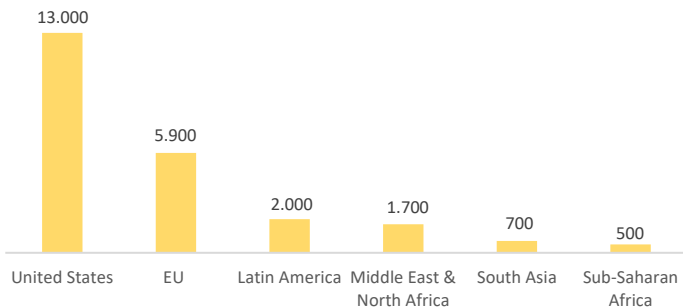
Energy is central to nearly every major challenge the world faces today spanning human security, climate change, food production, job creation and increasing living standards. Even so, our current energy practices cannot be sustained; they account for 60% of total greenhouse gases emissions thus contributing to climate change, environmental depletion as well as dangerous levels of air pollution detrimental to human health – all while being unequally distributed across countries.

Need

We need to resort to efficient and renewable energy practices in industry, transportation and buildings.

Data

Electric power consumption (kWh per capita), 2014, selected countries and regions.



Source: World Bank: IEA Statistics © OECD/IEA 2014

TARGET 8 · 1

8 DECENT WORK AND
ECONOMIC GROWTH



SUSTAINABLE ECONOMIC
GROWTH

Challenge

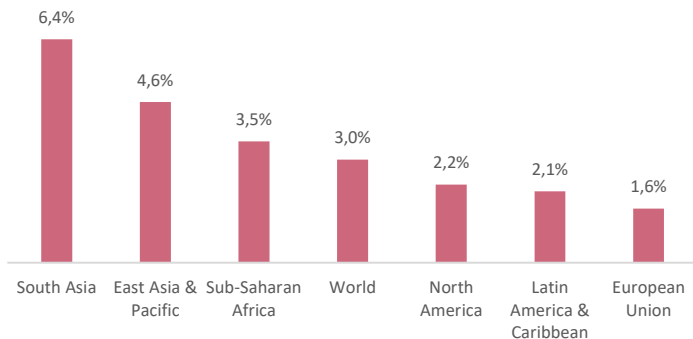
More than 700 million still live in absolute poverty and economic growth is generally the most direct and sustainable way of lifting people out of poverty, as wages and incomes rise. In the rich world, economic growth makes societies more able to afford better healthcare, better environmental safeguards and so on.

Need

We need to sustain high economic growth worldwide, especially in developing countries, to provide people with the opportunity to lift themselves out of poverty.

Data

GDP (constant 2010 USD), Compound annual growth rate (CAGR), 2009-2019, selected regions.



Source: The World Bank

TARGET 8 · 4

8 DECENT WORK AND
ECONOMIC GROWTH



RESSOURCE EFFICIENCY IN
PRODUCTION AND
CONSUMPTION

Challenge

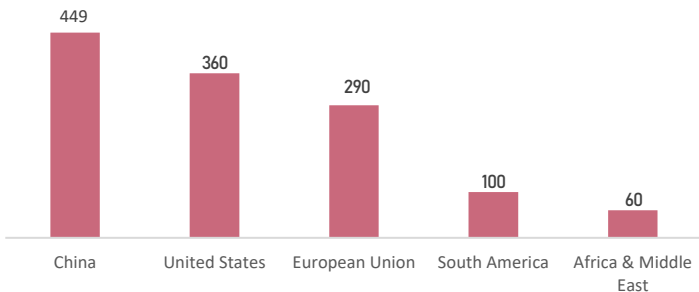
Our current production and consumption practices are not sustainable in the long run. In fact, it has been estimated that it would take around 1,8 planets with the size and bio-capacity of Earth to sustain current consumption levels (year 2020).

Need

We need to think about production and consumption in new innovative ways to decouple economic activity from the current overuse of raw materials and energy both at home and at work (e.g. clean production and technology, reusing materials, circular products and services, etc.)

Data

Annual steel use per capita, kg (production + net imports), 2018, selected regions and countries.



Source: World Steel Association, World Steel in Figures 2018.

TARGET 8 · 5

8 DECENT WORK AND
ECONOMIC GROWTH



DECENT WORK WITH EQUAL
PAY

Challenge

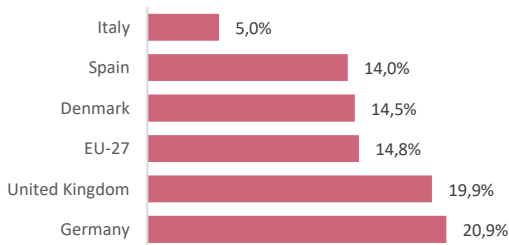
The global gender pay gap stands at 23% (2015). Without decisive action, it will take more than 50 years to achieve equal pay.

Need

Women and girls must enjoy equal opportunities for employment and education, and we have a responsibility to accelerate the change needed.

Data

Gender pay gap. Difference between average gross hourly earnings of male and female employees (% of male gross earnings), 2018, selected countries.



Source: Eurostat, 2020

TARGET 8 · 8

8 DECENT WORK AND
ECONOMIC GROWTH



PROTECT LABOUR RIGHTS

Challenge

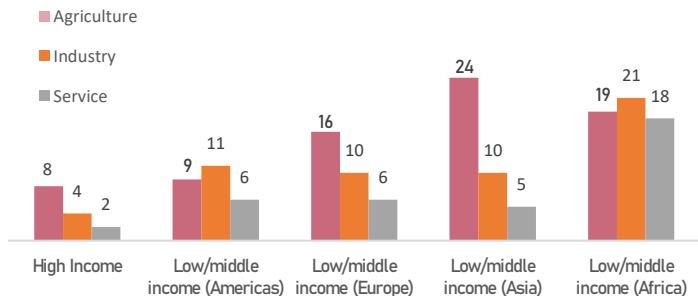
Social dumping – i.e. wage discrimination, underpay, and inadequate employment protection – has become more prominent in many advanced economies in recent decades typically in manual labour categories.

Need

We need to secure equal labour rights and promote safe and secure working environments for all workers, including migrant workers, while avoiding a wage race to the bottom.

Data

Fatal occupational injury rates per 100,000 employees by sector. 2007, selected regions.



Source: ILO: Occupational Safety and Health, World Statistic

TARGET 8 · 10

8 DECENT WORK AND
ECONOMIC GROWTH



UNIVERSAL ACCESS TO
BANKING,
INSURANCE AND FINANCIAL
SERVICES

Challenge

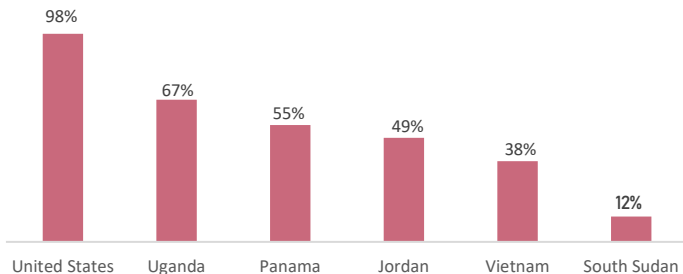
Insurance provides security and protection against risks that can have detrimental effects on our lives, such as health incidents, accidents, or injuries. Yet the segment most prone to risks – the poor and vulnerable – is also the segment that struggles to obtain insurance coverage.

Need

We need to rethink affordable and accessible public and private insurance and financial services so they work for all of us.

Data

Account ownership at a financial institution or with a mobile-money-service provider, richest 60% (% of population ages 15+), 2017, selected countries.



Source: Demirguc-Kunt et al., 2018, Global Financial Inclusion Database, World Bank.

TARGET 9 · 1

9 INDUSTRY, INNOVATION
AND INFRASTRUCTURE



DEVELOP SUSTAINABLE,
RESILIENT
AND INCLUSIVE
INFRASTRUCTURES

Challenge

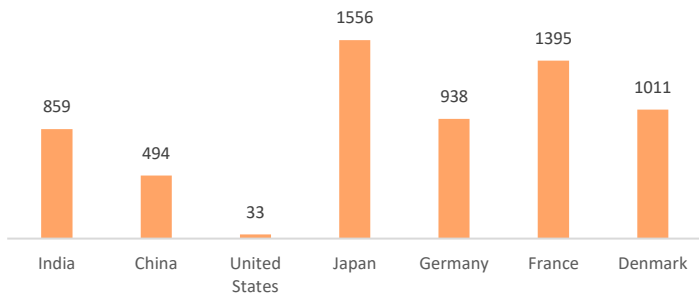
Half of humanity – 3.5 billion people – live in cities, thus relying on carbon-intensive socio-technical systems (infrastructure, regulations, user practices, social norms and behaviours) that are inherently costly and difficult to escape – in short, we are locked into high carbon emissions.

Need

To unlock cities and individuals from carbon-intensive practices, we need to come up with clean and sustainable ways to think about and use buildings, vehicles, roads through new user practices and regulations.

Data

Railways, passengers carried (km per capita), 2017, selected countries.



Source: World Bank

TARGET 9 · 3

9 INDUSTRY, INNOVATION
AND INFRASTRUCTURE



SUSTAINABLE SMALL AND
MEDIUM SIZED ENTERPRISES

Challenge

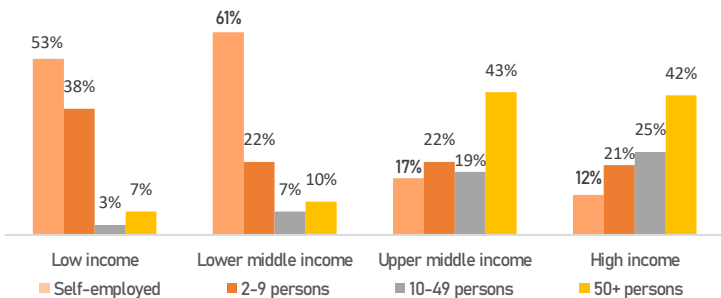
Small and medium sized enterprises (SMEs) are important pillars of our economy, accounting for large shares of national employment (over 50% in OECD economies) and national value added (over 50% in OECD countries). SMEs (including micro enterprises) also play a critical role for growth and employment in developing and emerging economies. Yet, the sector has been “underserved” in terms of supporting schemes to unlock their potential.

Need

SMEs must be supported to fully lever their leading role in promoting inclusive and sustainable economic growth, employment, and decent work for all as well as fostering innovation.

Data

Employment share of the self-employed and different firm size classes, by country income group (%), 2019.



Source: International Labour Organization, Small Matters, 2019.

TARGET 9 · 5

9 INDUSTRY, INNOVATION
AND INFRASTRUCTURE



ENHANCE RESEARCH AND
UPGRADE INDUSTRIAL
TECHNOLOGIES

Challenge

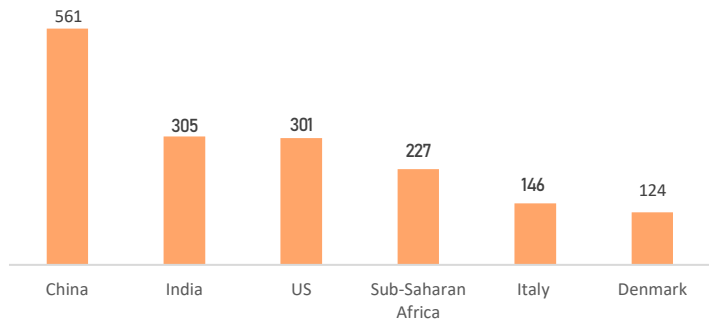
Industry and production is a central part of our economy, but also a source of climate change, air and water pollution, health challenges, destruction of ecosystems, and more..

Need

With the right research into creating sustainable and environmentally friendly industrial production and technology, we can strengthen the industrial sector while curbing its negative side effects

Data

CO₂ emissions (kg per 1,000 per \$ of GDP), 2014, selected regions and countries.



Source: World Bank: Carbon Dioxide Information Analysis Center

TARGET 9 · C

9 INDUSTRY, INNOVATION
AND INFRASTRUCTURE



ACCESS TO INFORMATION
AND COMMUNICATIONS
TECHNOLOGY

Challenge

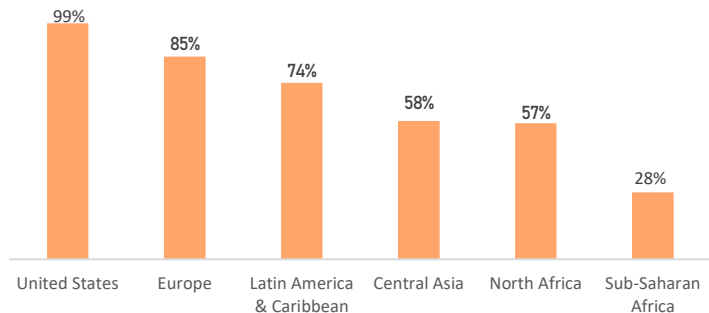
Despite remarkable increases in connectivity over the last decade, less than half of the world's population has access to the internet, thus limiting vital information and communication flows, knowledge sharing, and connectivity across time and space.

Need

The digital divide is a barrier to development, which we should strive to address through new business models and universal and affordable access to the internet.

Data

Proportion of the population covered by at least a 4G mobile network (%), 2017, selected regions.



Source: UN SDG Progress Report 2019, Special Edition, Statistical Annex

TARGET 10 · 4

10 REDUCED
INEQUALITIES



PROMOTE EQUALITY

Challenge

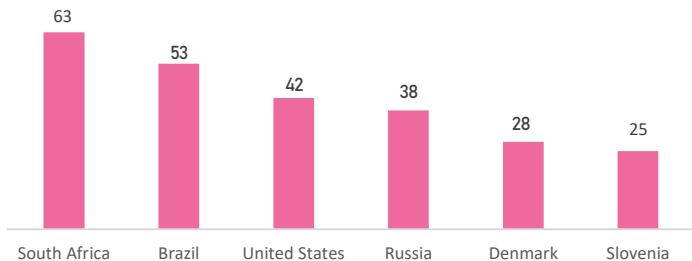
Inequality is on the rise within many countries. In Europe, the US, and the Middle East, the top 10% national income earners share of national income is 37%, 47%, and 61% respectively (2016 levels). High levels of income inequality are linked to economic instability, financial crises, and less social cohesion.

Need

Rethinking tax systems, policy, and regulation provides some opportunities that can be applied to address rising inequality.

Data

GINI index (World Bank estimate), 2014-2016, selected countries.



Source: World Bank, Development Research Group

TARGET 10 · 7

10 REDUCED
INEQUALITIES



RESPONSIBLE AND
WELL-MANAGED MIGRATION

Challenge

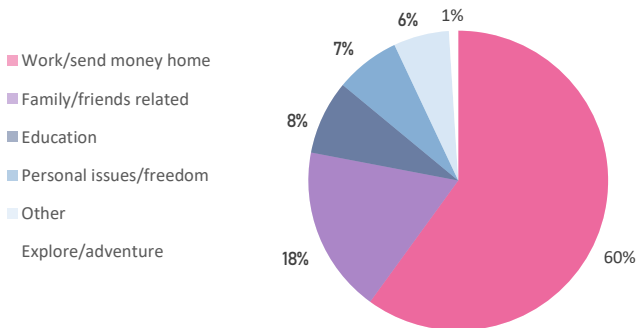
Migration (caused by wars, climate change, disasters, social exclusion, etc.) is one of the gravest challenges of today. The world cannot achieve sustainable development for all if those in need of a new or temporary home are ignored.

Need

We need to think about orderly, safe, and responsible migration policies as well as social, economic and political inclusion for the millions living in displacement.

Data

Most important reasons for coming to Europe, 2019.



Source: UNDP, Scaling Fences Report 2019

TARGET 11 · 3

11 SUSTAINABLE CITIES
AND COMMUNITIES



SUSTAINABLE URBANIZATION

Challenge

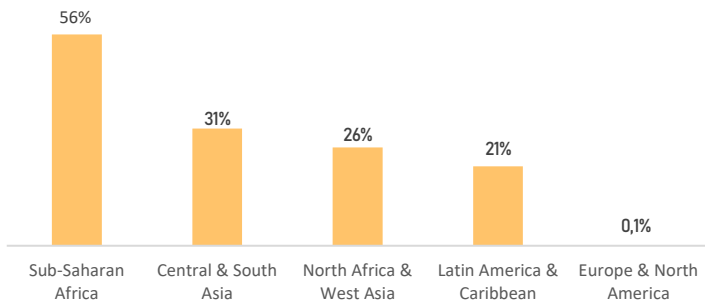
More than half of today's population live in cities. The density of people results harmful air pollution, inadequate waste treatment and sanitation, and unsustainable use of natural resources. These challenges will continue to accelerate as city populations reach more than 6 billion in 2050 – a 64% increase since 2014.

Need

To control the pressure that cities put on the environment, we need to focus on sustainable solutions and services to support sustainable long-term urban development.

Data

Proportion of urban population living in slums, informal settlements or inadequate housing (%), 2018, selected regions.



Source: UN SDG Progress Report 2019, Special Edition, Statistical Annex

TARGET 11 · 6

11 SUSTAINABLE CITIES
AND COMMUNITIES



REDUCE THE
ENVIRONMENTAL
IMPACT OF CITIES

Challenge

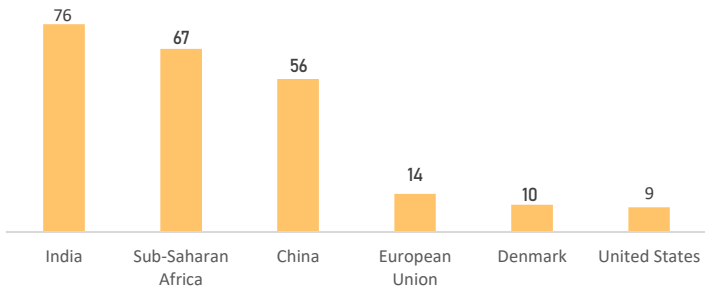
Urban air pollution challenges cities around the world, causing illness, reduced wellbeing and millions of premature deaths annually. In 2014, an estimated 50% of the global urban population was exposed to air pollution at levels 2.5 times higher than the maximum standards (WTO).

Need

We need to think of new ways to prevent and reduce urban air pollution as well as minimize time spent in high pollution areas, for example through smart city technology, clean transport, and real-time monitoring of pollution levels.

Data

Air pollution, mean annual exposure (micrograms per cubic meter), 2017, selected countries and regions.



Source: World Bank: Brauer, M. et al. 2017, for the Global Burden of Disease Study

TARGET 12 · 2

12 RESPONSIBLE
CONSUMPTION
AND PRODUCTION



SUSTAINABLE MANAGEMENT
AND
USE OF NATURAL RESOURCES

Challenge

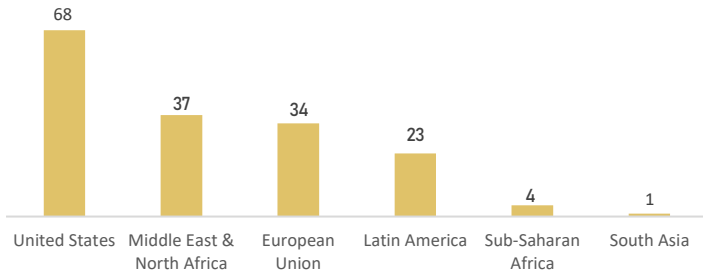
Our planet has provided us with an abundance of natural resources, but we do not use them responsibly. Every year, we globally consume almost twice the amount of natural resources than what our planet can renew. For all types of materials, developed countries have at least double the per capita footprint of developing countries. The fossil fuel footprint is more than four times higher for developed than developing countries. In other words, our current consumption behaviour is far from sustainable.

Need

We need to reinvent consumption habits in our homes, in public spaces and at work that matches the fundamental challenge of depleting earth's resources at alarming speed.

Data

Oil consumption, selected countries and regions (barrels/day per 1,000 people), 2006-2007, selected countries and regions.



Source: Nation Master, Country Info. 2007

TARGET 12 · 3

12 RESPONSIBLE
CONSUMPTION
AND PRODUCTION



REDUCE FOOD WASTE

Challenge

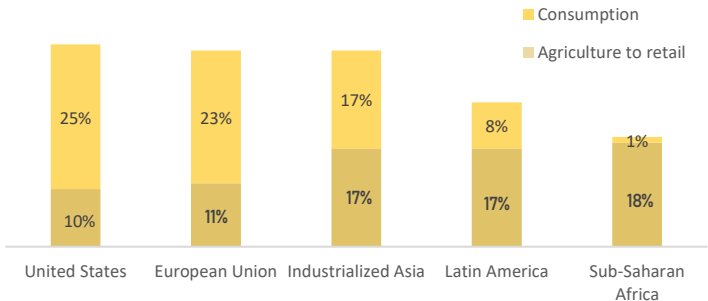
Each year, an estimated 1/3 of all food produced ends up rotting in the bins of consumers and retailers, or spoiling due to poor transportation and harvesting practices. Every year, consumers in rich countries waste almost as much food (222 million tonnes) as the entire net food production of Sub-Saharan Africa (230 million tonnes). In addition, food production accounts for 1/5 of global greenhouse gas (GHG) emission, which is set to double by 2050 (benchmark year 2015).

Need

We need to think about how we establish efficient and low GHG emitting food practices while reducing food waste.

Data

Percentage of the initial agricultural production lost or wasted, by cause, 2011, selected regions and countries.



Source: FAO, Global Food Losses and Food Waste. 2011

TARGET 12 · 4

12 RESPONSIBLE
CONSUMPTION
AND PRODUCTION



RESPONSIBLE MANAGEMENT
OF CHEMICALS

Challenge

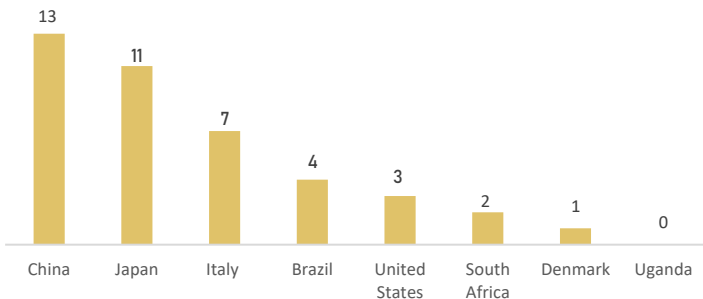
Around 100.000 chemicals are used in commerce, with 2.000 new compounds coming into the market each year. There is no reliable information on the health impact of almost two thirds of the chemical products used in industry.

Need

To progress towards sustainable development, we need to achieve sound management of chemicals and all waste throughout their life cycle and reduce their release into air, water and soil.

Data

Pesticides - Use per area of cropland (kg/ha), 2017, selected countries.



Source: , FAO, FAOSTAT. 2017

TARGET 12 · 5

12 RESPONSIBLE
CONSUMPTION
AND PRODUCTION



REDUCE WASTE GENERATION

Challenge

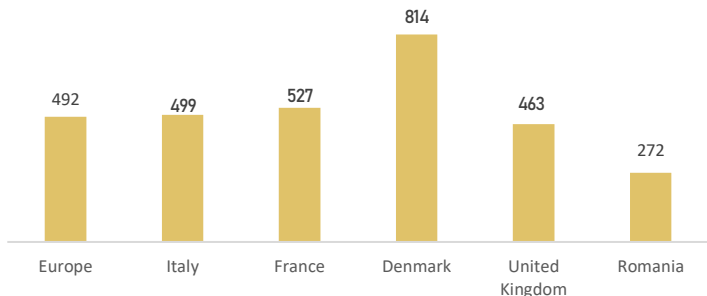
Global waste is projected to increase 70% by 2050 (benchmark year 2015). The OECD countries will be responsible for 28% of global waste generation while making up only 14% of the world's population in 2025.

Need

There is a need to innovate circular models for products to support an efficient use of natural resources, and to create a system that allows for long life, optimal reuse, remanufacturing, and recycling.

Data

Municipal waste generated (kg per capita), 2005-2018, selected countries.



Source: Eurostat, 2020

TARGET 12 · 6

12 RESPONSIBLE
CONSUMPTION
AND PRODUCTION



BUILD SUSTAINABLE
COMPANY PRACTICES

Challenge

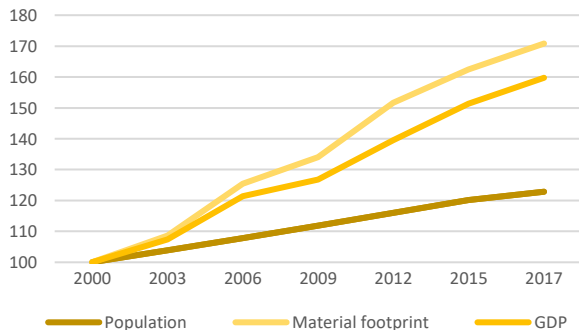
Natural resources depletion is going to be a key challenge for industry in the 21st century given its rise in demand, volatility, and scarcity.

Need

To curb this trend, industries must rethink its practices. For example, through mitigation strategies relying on transparency, efficiency, and monitoring as well as developing genuinely circular business models. This will also help build trust to customers, investors and employees.

Data

Population, material footprint and GDP growth index, 2000-2017 (baseline 2000 = 100), worldwide.



Source: UN SDG Report 2019, Goal 12

TARGET 12 · 8

12 RESPONSIBLE
CONSUMPTION
AND PRODUCTION



PROMOTE UNDERSTANDING
OF
SUSTAINABLE LIFESTYLES

Challenge

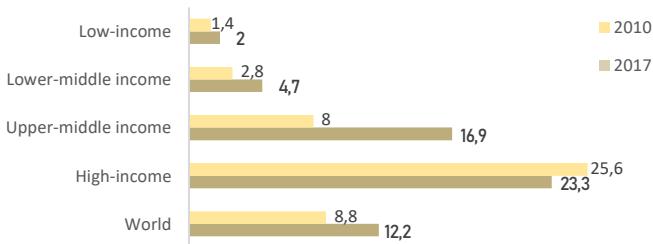
We consume more ecological resources and services than nature can regenerate through overfishing, overharvesting, cutting down forests and emitting more carbon-dioxide into the atmosphere than our ecosystem can absorb. This behaviour is highly unsustainable.

Need

We need to ensure that people are aware and have the right knowledge about sustainable choices and make lifestyles choices that comply with Earth's natural limits. We must make it normal to think about how the use of different resources affects the environment.

Data

Material footprint per capita, 2000 and 2017 (metric tons per person), 2010 & 2017, selected regions.



Source: UN SDG Report 2019, Goal 12

TARGET 13 · 2

13 CLIMATE ACTION



INTEGRATE CLIMATE CHANGE
MEASURES INTO POLICIES

Challenge

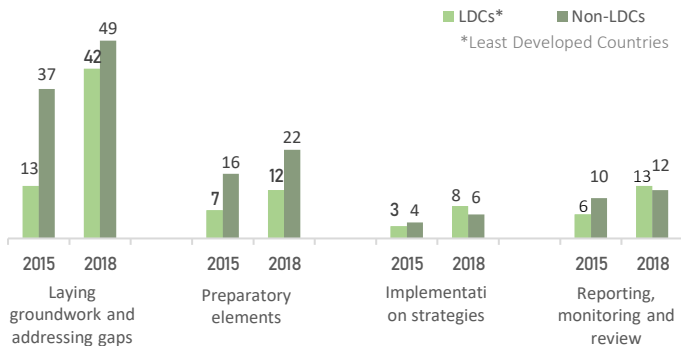
The year 2017 was one of the warmest years on record and was 1.1 degrees Celsius above the pre-industrial period. The world continues to experience rising sea levels, extreme weather conditions, and increasing concentrations of greenhouse gases.

Need

This calls for urgent and accelerated action by public and private corporations to integrate climate change measures into their policies, strategies, and planning.

Data

Progress made by developing countries in formulating and implementing national adaptation plans by stage of the process, 2015 & 2018.



Source: UN SDG Report 2019, Goal 13

TARGET 13 · 3

13 CLIMATE
ACTION



BUILD KNOWLEDGE AND
CAPACITY
TO MEET CLIMATE CHANGE

Challenge

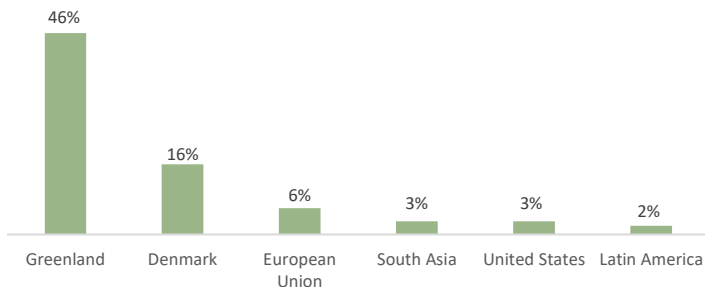
Rural areas and cities around the world increasingly face the adverse effects of climate change, including rising sea levels, rising temperatures, longer periods of drought and more powerful storms.

Need

We must improve education, awareness as well as human and institutional capacity on climate change mitigation, adaptation, impact reduction and early warning.

Data

Population living in areas where elevation is below 5 meters (% of total population), 2013, selected countries.



Source: World Bank: NASA Socioeconomic Data and Applications Center (SEDAC). 2013

TARGET 14 · 1

14 LIFE BELOW
WATER



REDUCE MARINE POLLUTION

Challenge

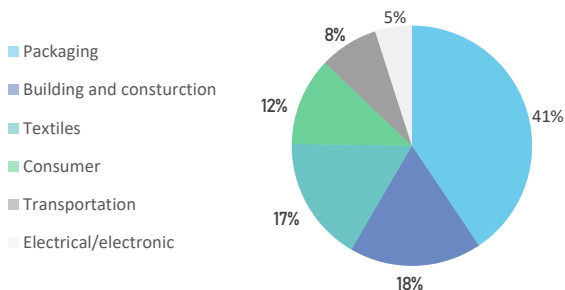
By 2025, our oceans will hold one kilogram of plastic for every three kilograms of fish, and by 2050 the oceans will hold more plastic than fish, as plastic production is estimated to triple to 933 million tons by 2050 (benchmark year 2014). And estimated 80% of plastic entering the oceans comes after being used at land.

Challenge

We need to rethink the way we use plastic at home and in the industry with a focus on circular models, reusing or recycling plastic components along the value chain.

Data

Distribution of plastic consumption worldwide by end use, 2017.



Source: World Economic Forum, Science Advances 2017

TARGET 14 · 2 & 14 · 4

14 LIFE BELOW
WATER



CONSERVE AND SUSTAINABLY
USE THE OCEANS

Challenge

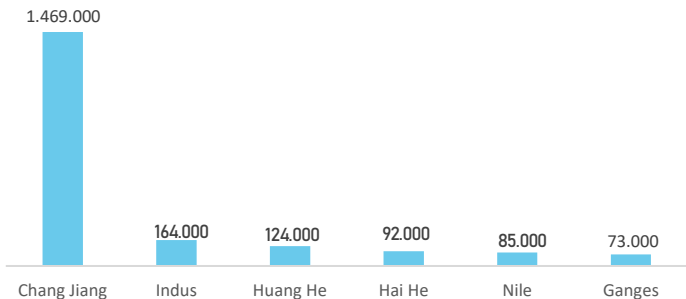
Our oceans are among the most valuable natural resources on Earth as they govern the weather, shape the climate, clean the air, help feed the world, and provide a living for millions. Yet we are bombarding them with pollutants. Ocean acidification is on the rise, overfishing is the new normal, and there will be more plastic than fish in the oceans by 2050.

Need

We need to protect and restore ecosystems in the oceans.

Data


Rivers carrying plastic waste from deep inland to the sea, as measured in tons of plastic annually, 2017, selected rivers.



Source: UN Environment, Environmental Science & Technology 2017

TARGET 15 · 3

15 LIFE ON LAND



END DESERTIFICATION AND
RESTORE DEGRADED LAND

Challenge

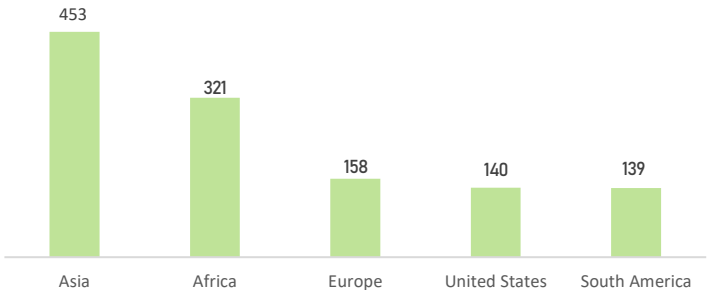
33% of the planet's land is severely degraded and fertile soil is being lost at the rate of 24 billion tons a year due to agricultural mismanagement affecting the livelihoods of more than 1.5 billion people globally. The projected global population and food production growth will only intensify this problem.

Need

We need to rethink agricultural practices to reduce the rate of desertification and restore degraded and and soil.

Data

Land degradation (in million ha), per country or region, 2014, selected regions.



Source: Gibbs & Salmon (2014), Applied Geography 57 (2015) 12-21

TARGET 16 · 4

16 PEACE, JUSTICE
AND STRONG
INSTITUTIONS



COMBAT ILLICIT FINANCIAL
FLOWS
AND ORGANIZED CRIME

Challenge

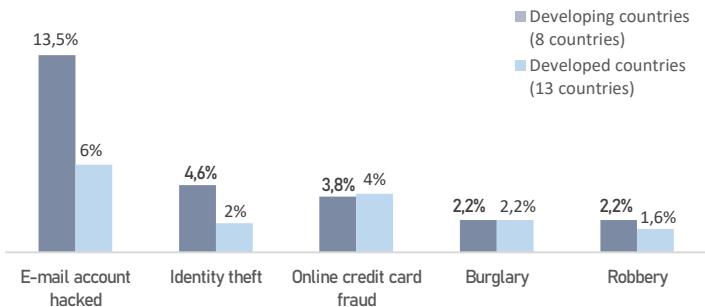
Efforts to promote sustainable development are being undermined by illicit financial flows (IFFs), organized crime, and cyber-crime. IFFs are financial flows whose origin and/or transfer is illegal, for example due to tax evasion, corruption or relating to other criminal activities such as drugs, arms, human trafficking or illegal logging. In addition, cyber-crime has been estimated to cost the world almost \$600 billion a year, or 0.8% of global GDP.

Need

We need to think of ways to combat IFFs, organized crime as well as cyber-crime across sectors, national borders and regions.

Data

Cyber crime and conventional crime victimization (% respondents reporting victimization in last year), 2011.



Source: UNODC elaboration of Norton Cybercrime Report and crime victimization surveys

TARGET 16 · 5

16 PEACE, JUSTICE
AND STRONG
INSTITUTIONS



REDUCE TAX EVASION AND
CORRUPTION

Challenge

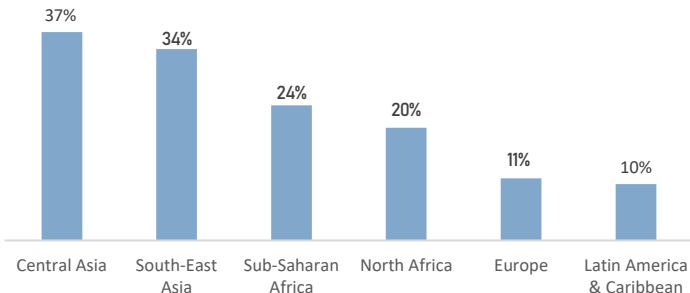
Poor governance, corruption, theft and tax evasion significantly undermine human development. Even countries with low levels of corruption experience wealthy people and companies that enjoy tax havens in other countries, large-scale bribery scandals, banks that are laundering money, and companies engaging in illegal practises.

Need

We need a sustainable tax system and strong institutions that reduce tax evasion, corruption, and bribery.

Data

Proportion of businesses that had at least one contact with a public official and that paid a bribe to a public official, or were asked for a bribe by those public officials during the previous 12 months (%), 2018, selected regions.



Source: UN SDG Progress Report 2019, Special Edition, Statistical Annex

TARGET 16 · 7

16 PEACE, JUSTICE
AND STRONG
INSTITUTIONS



ENABLE INCLUSIVE AND
REPRESENTATIVE DECISION-
MAKING

Challenge

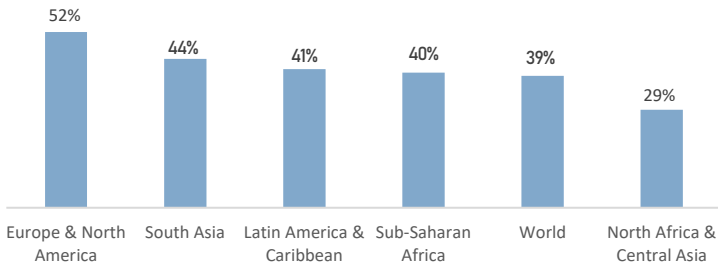
Responsive and inclusive institutions are levers for sustainable development. Yet inclusive democratic institutions have come under increased pressure in the past decade – both in developing and developed countries.

Need

We need to promote responsive, inclusive and representative decision-making to ensure peaceful and just societies for all.

Data

Proportion of countries with independent National Human Rights Institutions in compliance with the Paris Principles (%), 2018, selected regions.



Source: UN SDG Progress Report 2019, Special Edition, Statistical Annex

TARGET 16 · 9

16 PEACE, JUSTICE
AND STRONG
INSTITUTIONS



PROVIDE UNIVERSAL LEGAL
IDENTITY

Challenge

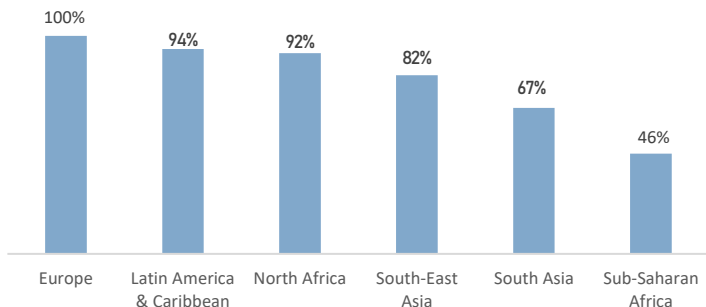
There are approximately 215 million immigrants in the world today. Several seek asylum and are granted temporary residence permits, but many refugees end up in countries illegally and therefore have no legal identity or the social protection that follows.

Need

We need to come up with new and better ways to assist people living in displacement and provide legal identity for all people.

Data

Proportion of children under 5 years of age whose births have been registered (%), 2018, selected regions.



Source: UN SDG Progress Report 2019, Special Edition, Statistical Annex

TARGET 17 · 1

17 PARTNERSHIPS
FOR THE GOALS



MOBILIZE DOMESTIC
RESOURCES
FOR DEVELOPMENT

Challenge

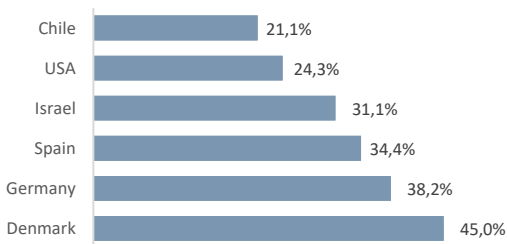
Mobilizing domestic resources for development presents a significant challenge for developing countries. They struggle to collect taxes and provide basic services such as infrastructure, healthcare, and public safety – all necessary components for enabling sustainable development.

Need

We need to share our knowledge and skills to develop policy, technology, and public strategies as a force for economic, social and environmental development.

Data

Tax-to-GDP ratio, 2018, selected countries and regions.



Source: OECD, Revenue Statistics 2019 - the United States, 2019

TARGET 17 · 6

17 PARTNERSHIPS
FOR THE GOALS



ENABLE ACCESS TO
TECHNOLOGY,
SCIENCE AND INNOVATION

Challenge

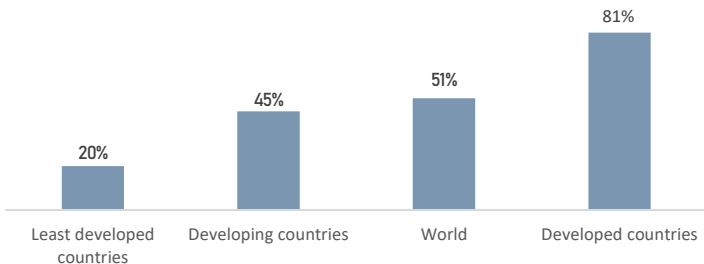
Technology has developed rapidly in recent years, but less than half of the world's population has access to the internet. There is significant development potential in enabling technology and science in less developed countries - in particular information and communication technology.

Need

We need to rethink how to advise, cooperate and share experiences in relevant areas to unleash the development potential of technology, knowledge and science transfers to and between less developed countries.

Data

Proportion of population using the Internet, by country groupings and globally (%), 2018, selected regions.



Source: UN SDG Report 2019, Goal 17